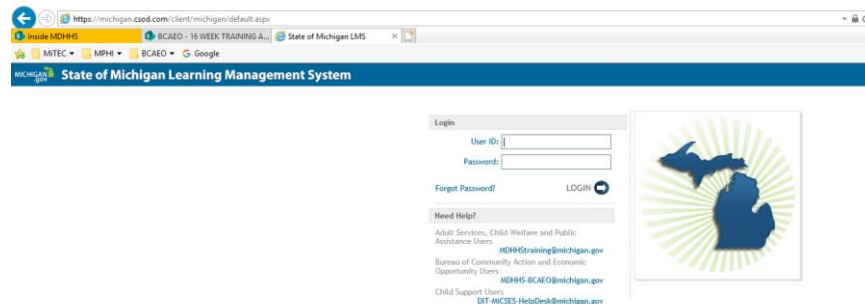


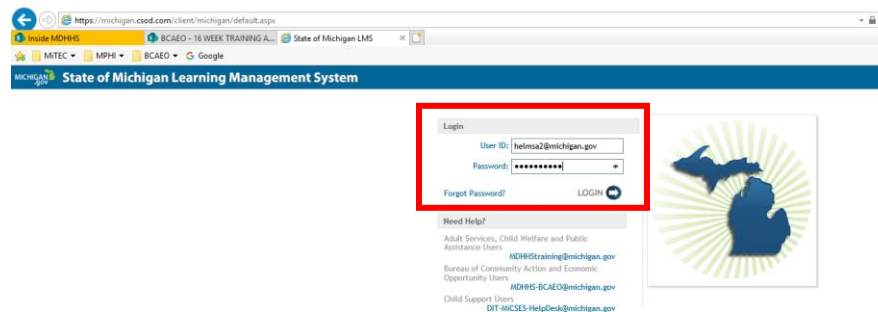
MiTEC Job Aid for Online Video Training

Below are instructions for Searching, Launching, Viewing, and Marking Complete Online Videos in the LMS.


1. Access the MiTEC LMS by clicking [here](#).

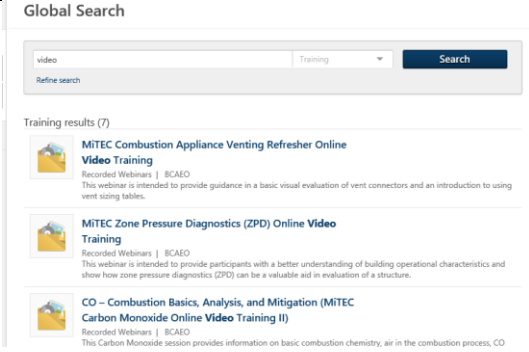
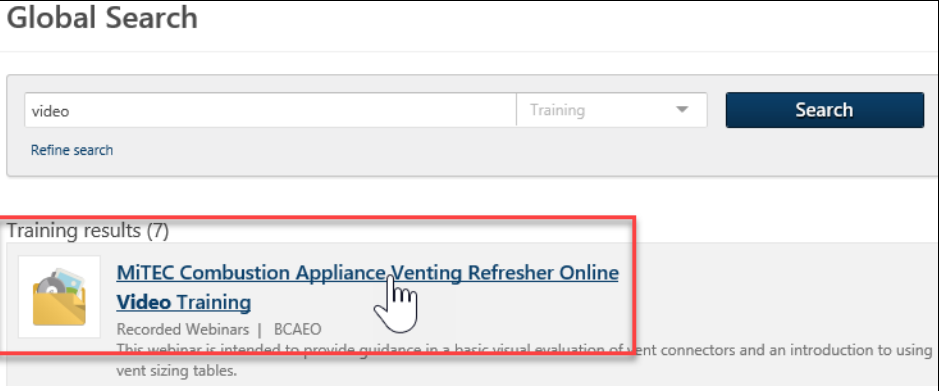

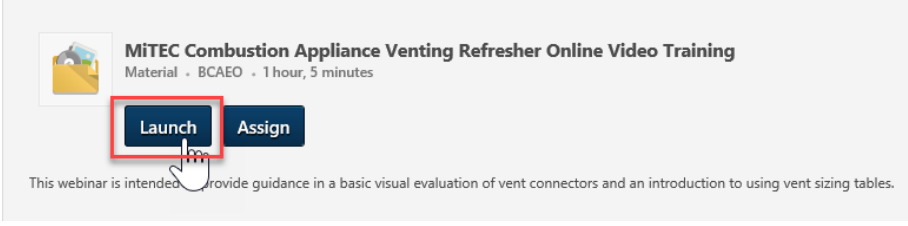

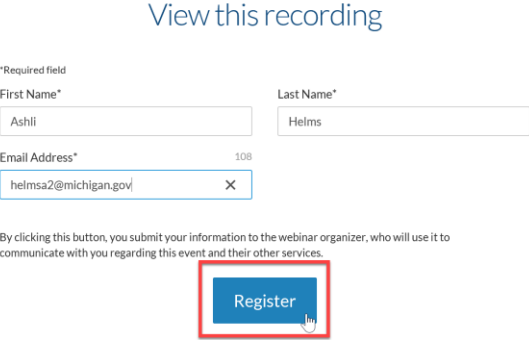


2. Enter your **Username** and **Password** and click **Login**.

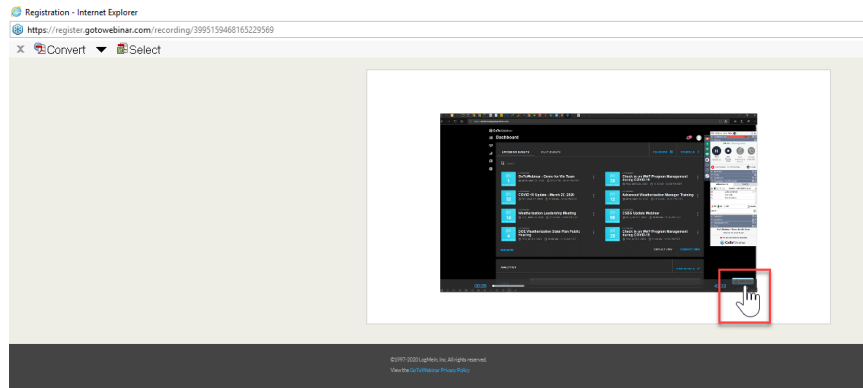


3. From the home screen, enter **"Video"** into the Search field at the top right and hit **Enter**.

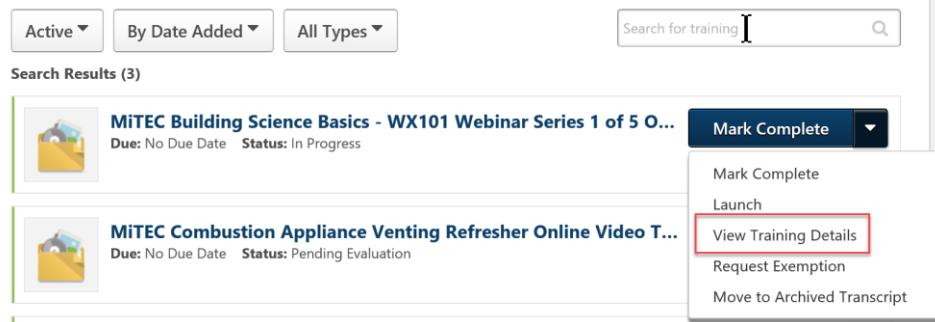


<p>4. A list of available MiTEC Online Videos will open.</p>	 <p>Global Search</p> <p>video Training Search</p> <p>Refine search</p> <p>Training results (7)</p> <ul style="list-style-type: none"> MiTEC Combustion Appliance Venting Refresher Online Video Training Recorded Webinars BCAEO This webinar is intended to provide guidance in a basic visual evaluation of vent connectors and an introduction to using vent sizing tables. MiTEC Zone Pressure Diagnostics (ZPD) Online Video Training Recorded Webinars BCAEO This webinar is intended to provide participants with a better understanding of building operational characteristics and show how zone pressure diagnostics (ZPD) can be a valuable aid in evaluation of a structure. CO – Combustion Basics, Analysis, and Mitigation (MiTEC Carbon Monoxide Online Video Training II) Recorded Webinars BCAEO This Carbon Monoxide session provides information on basic combustion chemistry, air in the combustion process, CO
<p>5. Select the video you wish to watch.</p>	 <p>Global Search</p> <p>video Training Search</p> <p>Refine search</p> <p>Training results (7)</p> <div style="border: 2px solid red; padding: 5px;"> <p> MiTEC Combustion Appliance Venting Refresher Online Video Training Recorded Webinars BCAEO This webinar is intended to provide guidance in a basic visual evaluation of vent connectors and an introduction to using vent sizing tables.</p> </div>
<p>6. Click Launch.</p>	 <p> MiTEC Combustion Appliance Venting Refresher Online Video Training Material · BCAEO · 1 hour, 5 minutes</p> <p>Launch Assign</p> <p>This webinar is intended to provide guidance in a basic visual evaluation of vent connectors and an introduction to using vent sizing tables.</p>
<p>7. Enter your Name and Email Address and click Register.</p>	 <p>View this recording</p> <p>*Required field</p> <p>First Name* Last Name*</p> <p>Ashli Helms</p> <p>Email Address* 10B</p> <p>helmsa2@michigan.gov X</p> <p>By clicking this button, you submit your information to the webinar organizer, who will use it to communicate with you regarding this event and their other services.</p> <p>Register</p>

8. To view video in **full screen mode**, click the bottom right corner.

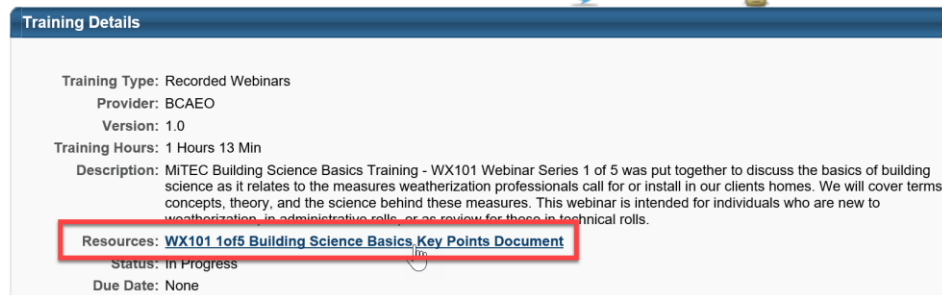


9. To access Resources (PDFs, Word documents, Excel spreadsheets, etc.) that accompany a video, click **View Training Details** from the dropdown.



10. Select **Resource Title** to open.

*If there is not a Resource listed, there are no handouts for this class.



11. When you are done watching the entire video, you MUST mark the event as **Complete**.

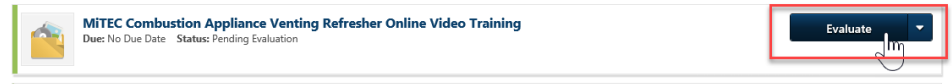


MITEC Combustion Appliance Venting Refresher Online Video Training
Due: No Due Date Status: In Progress

Mark Complete

A screenshot of a training event card. The card has a small icon on the left and text on the right. The text reads "MITEC Combustion Appliance Venting Refresher Online Video Training" and "Due: No Due Date Status: In Progress". On the right side of the card, there is a dark blue button with the text "Mark Complete" and a small downward arrow. A red rectangular box highlights this button, and a mouse cursor is pointing at it.

12. Take required **Evaluation**.



MITEC Combustion Appliance Venting Refresher Online Video Training
Due: No Due Date Status: Pending Evaluation

Evaluate

A screenshot of a training event card. The card has a small icon on the left and text on the right. The text reads "MITEC Combustion Appliance Venting Refresher Online Video Training" and "Due: No Due Date Status: Pending Evaluation". On the right side of the card, there is a dark blue button with the text "Evaluate" and a small downward arrow. A red rectangular box highlights this button, and a mouse cursor is pointing at it.